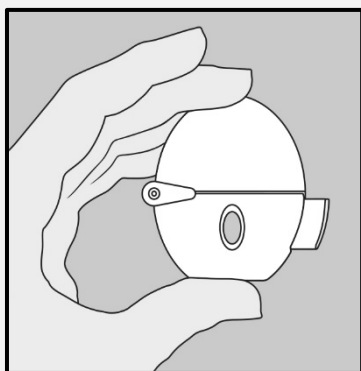


## Instructions for Use

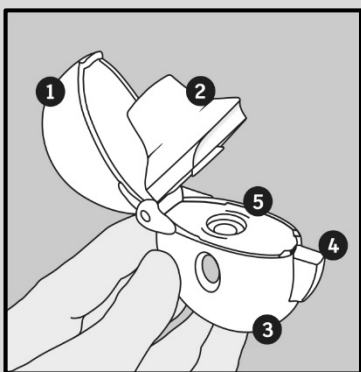
The HandiHaler is an inhalation device especially designed to enable patients to inhale the medication contained in SPIRIVA capsules.

The HandiHaler must not be used to take any other medication.

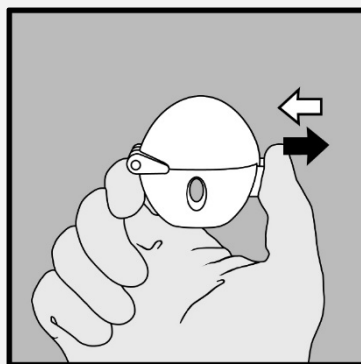
### Handling Instructions



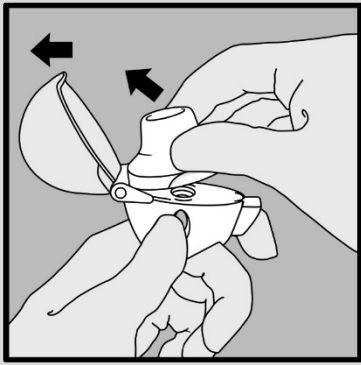
Remember to carefully follow your doctor's instructions for using SPIRIVA.  
After first use, you can use your HandiHaler for up to one year to take your medication.



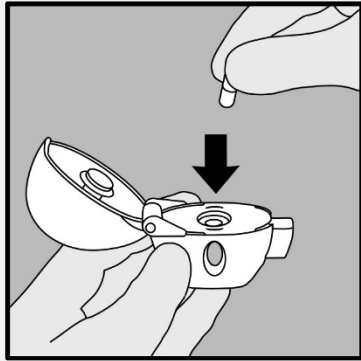
1. Dust cap
2. Mouthpiece
3. Base
4. Piercing button
5. Centre chamber



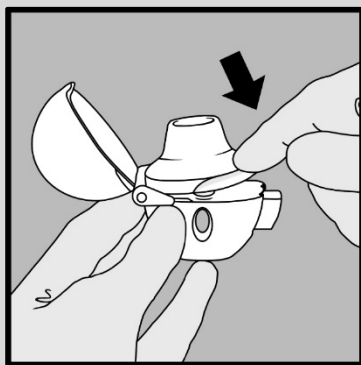
1. To release the dust cap press the piercing button completely in and let go.



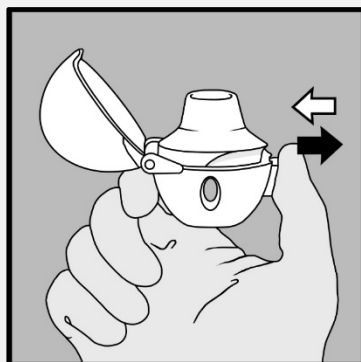
**2.** Open the dust cap completely by pulling it upwards.  
Then open the mouthpiece by pulling it upwards.



**3.** Remove a SPIRIVA capsule from the blister (only immediately before use, see blister handling) and place it in the centre chamber (5), as illustrated. It does not matter which way the capsule is placed in the chamber.

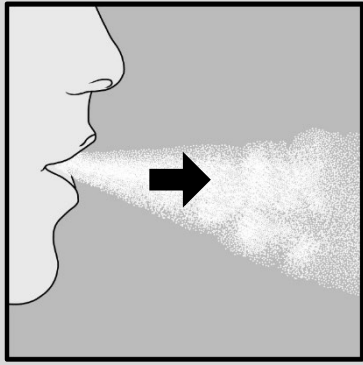


**4.** Close the mouthpiece firmly until you hear a click, leaving the dust cap open.



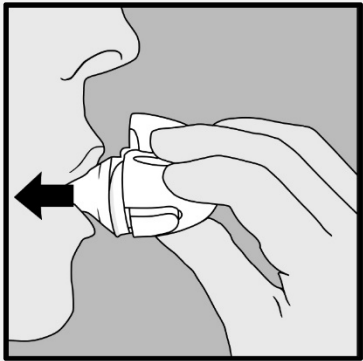
**5.** Hold the HandiHaler device with the mouthpiece upwards and press the piercing button completely in only once, and release.

This makes holes in the capsule and allows the medication to be released when you breathe in.



**6. Breathe out completely.**

Important: Please avoid breathing into the mouthpiece at any time.

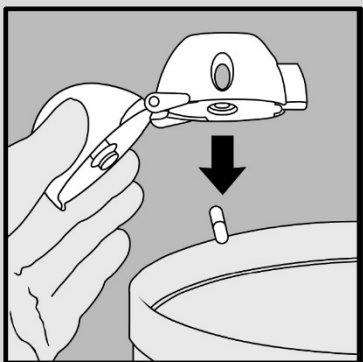


**7. Raise the HandiHaler to your mouth and close your lips tightly around the mouthpiece. Keep your head in an upright position and breathe in slowly and deeply but at a rate sufficient to hear or feel the capsule vibrate.**

Breathe in until your lungs are full; then hold your breath as long as comfortable and at the same time take the HandiHaler out of your mouth.

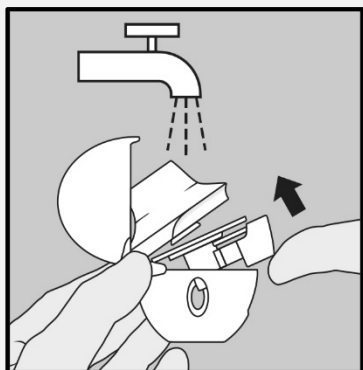
Resume normal breathing.

Repeat steps 6 and 7 once, in order to empty the capsule completely.



**8. Open the mouthpiece again. Tip out the used capsule and dispose. Close the mouthpiece and dust cap for storage of your HandiHaler device.**

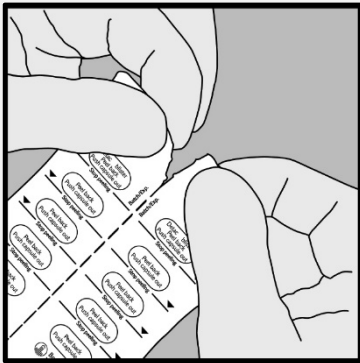
## Cleaning the HandiHaler



Clean the HandiHaler once a month. Open the dust cap and mouthpiece. Then open the base by lifting the piercing button. Rinse the complete inhaler with warm water to remove any powder. Dry the HandiHaler thoroughly by tipping excess of water out on a paper towel and air-dry afterwards, leaving the dust cap, mouthpiece and base open.

It takes 24 hours to air dry, so clean it immediately after use so that it will be ready for your next dose. The outside of the mouthpiece may be cleaned with a moist but not wet tissue if needed.

## Blister Handling



**A.** Separate the SPIRIVA blister strips by tearing along the perforation.



**B.** Peel back foil (only immediately before use) using the tab until one capsule is fully visible. Use each strip of 5 capsules within 5 days of first opening that strip.

In case a second capsule is exposed to air inadvertently this capsule has to be discarded.



**C.** Remove capsule.

SPIRIVA capsules contain only a small amount of powder so that the capsule is only partially filled.

## Shelf life

After first use, you can use your HandiHaler for up to one year to take your medication.

## Other Information

### **Supplier**

HandiHaler is supplied in Australia by:

Boehringer Ingelheim Pty Limited

ABN 52 000 452 308

78 Waterloo Road

North Ryde NSW 2113

[www.boehringer-ingelheim.com.au](http://www.boehringer-ingelheim.com.au)

HandiHaler is supplied in New Zealand by:

Boehringer Ingelheim (NZ) Limited

Auckland, New Zealand

### **Manufacturer**

Boehringer Ingelheim Pharma GmbH & Co. KG

D-55216 Ingelheim am Rhein

Germany

This Instructions for Use was prepared in December 2023

® HandiHaler is a registered trademark of Boehringer Ingelheim

© Boehringer Ingelheim Pty Limited 2023